

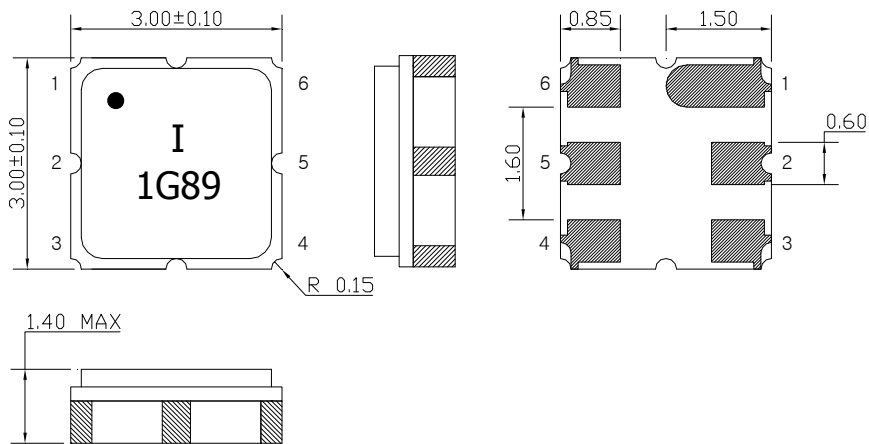
SAW Bandpass Filter F1G89



Features

- RF bandpass filter
- Usable bandwidth 65 MHz
- High attenuation
- No matching 50Ω single-ended operation
- Ceramic Surface Mounted Device Package (3.0 mm × 3.0 mm)
- RoHS compliant

Package Dimensions



Dimensions shown are nominal in millimeters

Body : Al₂O₃ Ceramic

Lid : Kovar, Ni Plated

Terminations : Au plating 0.3 ~ 1.0 μm, Over a 1.27 ~ 8.89 μm Ni Plating

Pin Configurations

2	Input
5	Output
1, 3, 4, 6	Case ground

Maximum Ratings

Parameters	Unit	Minimum	Typical	Maximum
Operating Temperature Range	°C	-25	25	85
Storage Temperature Range	°C	-40	-	85
Power Handling Capability	dBm	-	-	12

Electrostatics Sensitive Device (ESD)

	ITF Co., Ltd. 102-901, Bucheon Technopark 364, Samjeong-Dong, Ojeong-Gu, Bucheon-City, Gyeonggi-Do, Korea 421-809	Part No.	F1G89	
		Rev. Date	2014-03-19	
		Rev.	NCLD03-AS02	1/7

SAW Bandpass Filter F1G89




Specifications

$F_c = 1882.5 \text{ MHz}$

	Minimum	Typical	Maximum	Unit
Center Frequency (F_c)	-	1882.5	-	MHz
Insertion Loss (In $F_c \pm 32.5 \text{ MHz}$)	-	2.6	3.8	dB
Amplitude Ripple (In $F_c \pm 32.5 \text{ MHz}$)	-	1.5	2.3	dB
VSWR (In $F_c \pm 32.5 \text{ MHz}$)	-	2.0	2.5	
Attenuation (Reference level from 0dB)				
800.0 MHz ~ 1300.0 MHz	24	30	-	dB
1400.0 MHz ~ 1475.0 MHz	25	31	-	
1930.0 MHz ~ 1940.0 MHz	4	8	-	
1950.0 MHz ~ 3000.0 MHz	20	35	-	
Temperature Range (Operational)	-25	25	85	°C
Input/Output Impedance		50		Ohms

Notes :

- 1) All specifications are based on the matching schematic shown below, measured by Agilent Network analyzer and full 2 port calibration.
- 2) Electrical margin has been built into the design to account for the variations due to temperature drift and manufacturing tolerances
- 3) All attenuation measurements are measured relative to insertion loss


 Integrated Technology Future	ITF Co., Ltd. 102-901, Bucheon Technopark 364, Samjeong-Dong, Ojeong-Gu, Bucheon-City, Gyeonggi-Do, Korea 421-809	Part No.	F1G89	
		Rev. Date	2014-03-19	
		Rev.	NCLD03-AS02	2/7

SAW Bandpass Filter F1G89



Matching Schematic

(Actual matching values may vary due to PCB layout and parasitics)



Marking Configuration

●¹⁾
I²⁾
1G89³⁾

- 1) Pad Number 1 Index
- 2) Manufacturer name
- 3) Marking Number

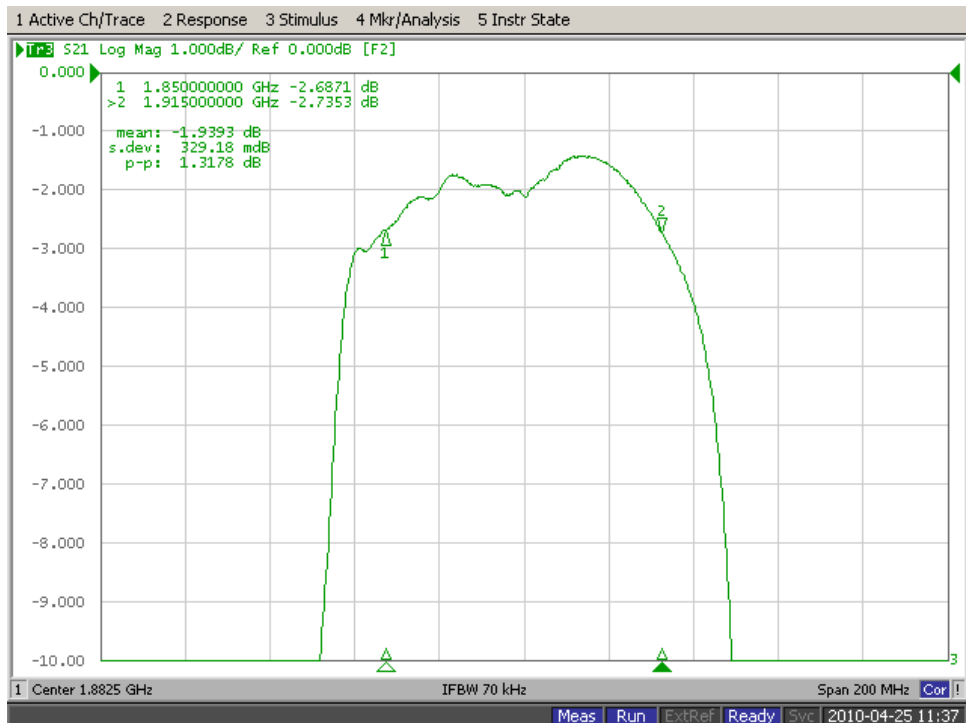
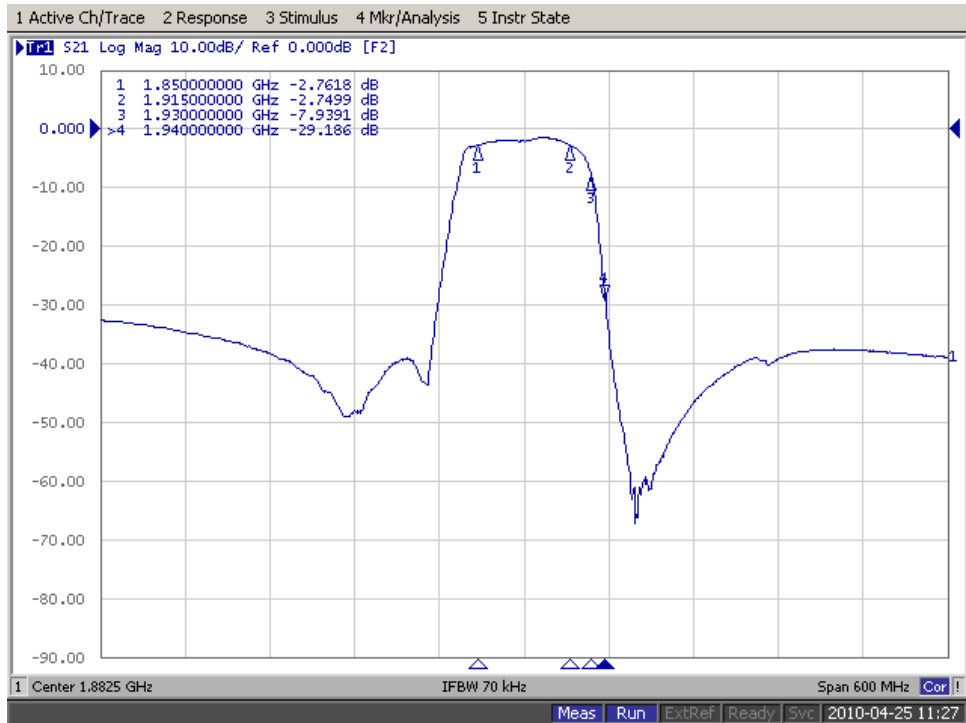
* Ink or Laser Marking available

	ITF Co., Ltd. 102-901, Bucheon Technopark 364, Samjeong-Dong, Ojeong-Gu, Bucheon-City, Gyeonggi-Do, Korea 421-809	Part No.	F1G89	
		Rev. Date	2014-03-19	
		Rev.	NCLD03-AS02	3/7

SAW Bandpass Filter F1G89



Typical Performance (at 25°C)



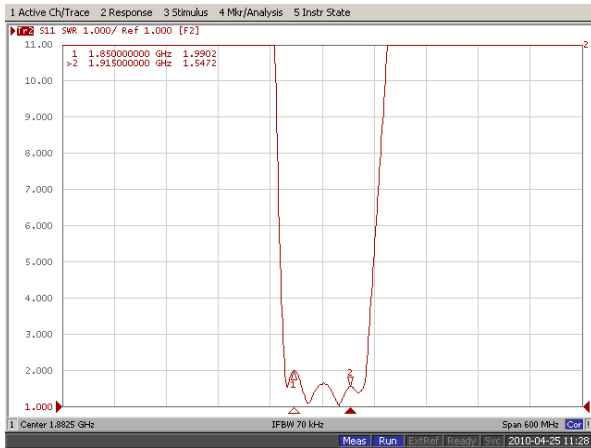
ITF Co., Ltd.
102-901, Bucheon Technopark 364,
Samjeong-Dong, Ojeong-Gu, Bucheon-City,
Gyeonggi-Do, Korea 421-809

Part No.	F1G89	
Rev. Date	2014-03-19	
Rev.	NCLD03-AS02	4/7

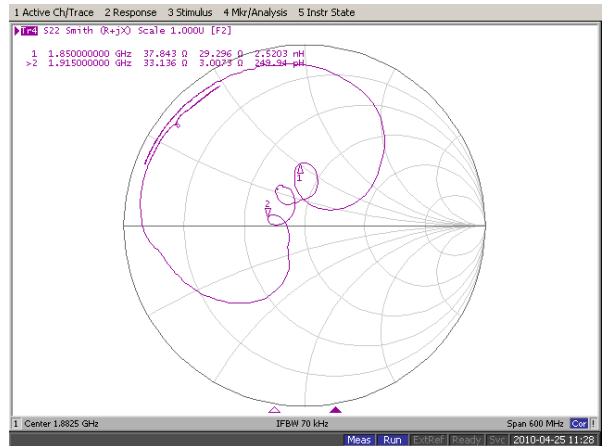
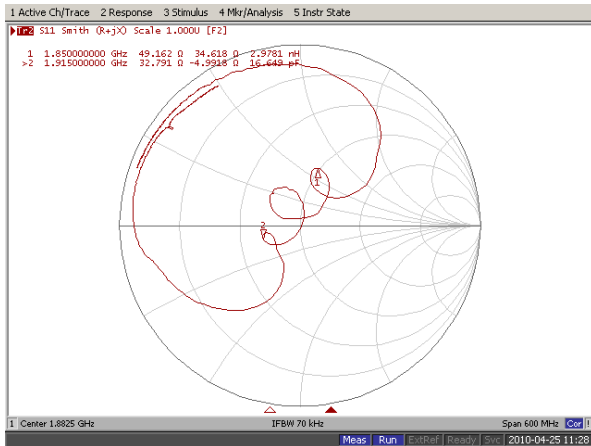
SAW Bandpass Filter F1G89



Input / Output VSWR Charts



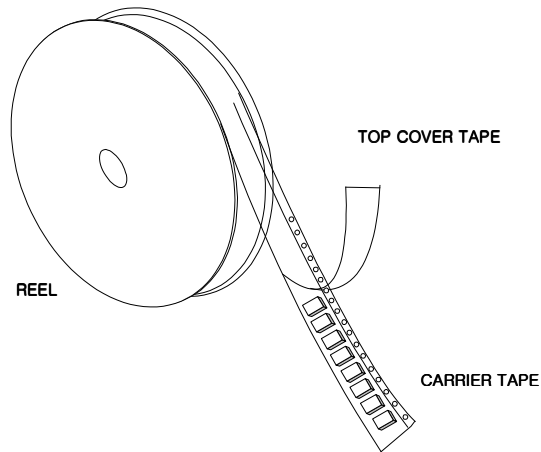
Input / Output Smith Charts



	ITF Co., Ltd. 102-901, Bucheon Technopark 364, Samjeong-Dong, Ojeong-Gu, Bucheon-City, Gyeonggi-Do, Korea 421-809	Part No.	F1G89	
		Rev. Date	2014-03-19	
		Rev.	NCLD03-AS02	5/7

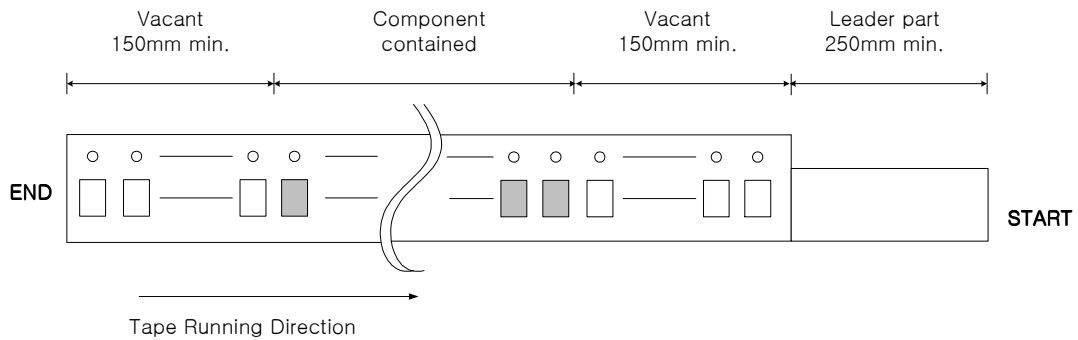
Packing Specification

1. Reeling Quantity : 3000 pcs / 13" reel (or 1000 pcs / 7" reel)
2. Taping Structure : The tape shall be wound around the reel in the direction shown below.



Tape Specification

1. Leader part and vacant position specification

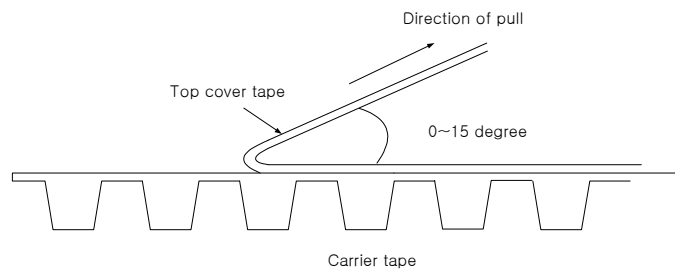


2. Tensile strength of carrier tape

4.4N/mm width

3. Top cover tape adhesion

- 1) pull off angle : 0~15°
- 2) speed : 300mm/min
- 3) force : 20~70g



	ITF Co., Ltd. 102-901, Bucheon Technopark 364, Samjeong-Dong, Ojeong-Gu, Bucheon-City, Gyeonggi-Do, Korea 421-809	Part No.	F1G89	
		Rev. Date	2014-03-19	
		Rev.	NCLD03-AS02	6/7

